

# BAND HANGERS



## SURGE RESTRAINT

## FIG. 055

**Function:** Designed to restrict the upward movement of activated fire sprinkler systems. Grips ring hanger, NOT THE NUT, and allows for fine tuning adjustments. Listed for use with PHD Manufacturing, Inc. Figure 141 ring hangers only.

**Material:** Spring Steel

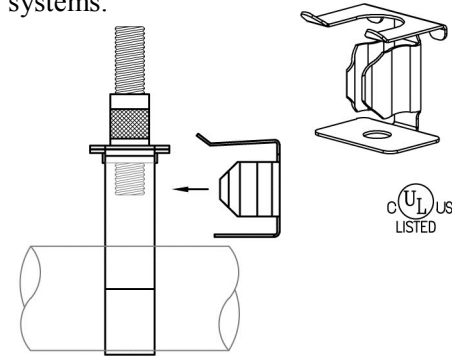
**Finish:** Powder Coated

**Install:** Installs easily before or after pipe installation and without tools. Simply clip Fig. 055 onto Fig. 141 ring hanger and run the hanger rod down to the bottom plate surface to ensure proper restraint.

**Approvals:** Underwriters Laboratories listed for US and Canada.

**Ordering:** Specify figure number.

*NOTE: For use up to 2" (50) pipe, one size fits all.*



**Fig. 055**  
(Pictured With Fig. 141)



**PHD Manufacturing, Inc.**

44018 Columbiana-Waterford Road  
Columbiana, Ohio 44408-9481  
Phone: 800-321-2736 • 330-482-9256  
Fax: 330-482-2763  
Web: www.phd-mfg.com

**FIG. 055 SURGE RESTRAINT**

**PIPE SIZES:** 3/4" through 2"  
**FUNCTION:** Designed to restrict the upward movement of activated fire sprinkler systems. Grips ring hanger, NOT THE NUT, and allows for fine tuning adjustments. Listed for use with PHD Manufacturing, Inc. Figure 141 ring hangers only.  
**ORIENTATIONS:**

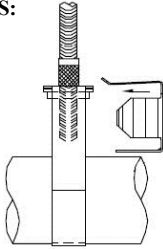


Illustration 1

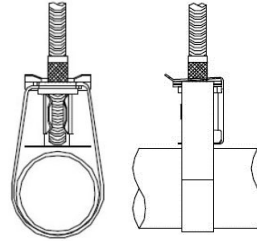
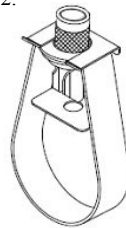


Illustration 1

**APPROVALS:** Underwriters Laboratories listed for US and Canada  
**MATERIAL:** Spring Steel  
**FINISH:** Black E-Coat  
**INSTALLATION:** Installs easily before or after pipe installation and without tools. Simply clip Fig. 055 onto Fig. 141 ring hanger as shown above in Illustration 1. Run the hanger rod down to the bottom plate surface to ensure proper restraint as seen in Illustration 2.



*The Complete Line of Pipe Supports and Devices*  
Pipe Hangers ▲ Strut & Accessories ▲ Pipe Clamps ▲ Beam Clamps ▲ Shields